


Finding Your Way to a Healthier You:

Based on the
*Dietary Guidelines
for Americans*

U.S. Department of Health and Human Services
U.S. Department of Agriculture
www.healthierus.gov/dietaryguidelines



Feel better today. Stay healthy for tomorrow.

Here's how: The food and physical activity choices you make every day affect your health—how you feel today, tomorrow, and in the future. The science-based advice of the *Dietary Guidelines for Americans, 2005* in this booklet highlights how to:

- Make smart choices from every food group.
- Find your balance between food and physical activity.
- Get the most nutrition out of your calories.

You may be eating plenty of food, but not eating the right foods that give your body the nutrients you need to be healthy. You may not be getting enough physical activity to stay fit and burn those extra calories. This booklet is a starting point for finding your way to a healthier you.

Eating right and being physically active aren't just a "diet" or a "program"—they are keys to a healthy lifestyle. With healthful habits, you may reduce your risk of many chronic diseases such as heart disease, diabetes, osteoporosis, and certain cancers, and increase your chances for a longer life.

The sooner you start, the better for you, your family, and your future. Find more specific information at www.healthierus.gov/dietaryguidelines.

Make smart choices from every food group.

The best way to give your body the balanced nutrition it needs is by eating a variety of nutrient-packed foods every day. Just be sure to stay within your daily calorie needs.

A healthy eating plan is one that:

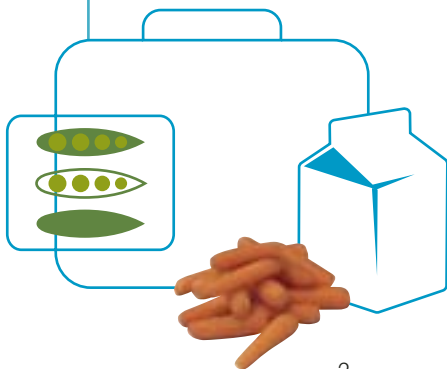
- Emphasizes fruits, vegetables, whole grains, and fat-free or low-fat milk and milk products.
- Includes lean meats, poultry, fish, beans, eggs, and nuts.
- Is low in saturated fats, *trans* fats, cholesterol, salt (sodium), and added sugars.

DON'T GIVE IN WHEN YOU EAT OUT AND ARE ON THE GO


It's important to make smart food choices and watch portion sizes wherever you are—at the grocery store, at work, in your favorite restaurant, or running errands.

Try these tips:

- At the store, plan ahead by buying a variety of nutrient-rich foods for meals and snacks throughout the week.
- When grabbing lunch, have a sandwich on whole-grain bread and choose low-fat/fat-free milk, water, or other drinks without added sugars.
- In a restaurant, opt for steamed, grilled, or broiled dishes instead of those that are fried or sautéed.
- On a long commute or shopping trip, pack some fresh fruit, cut-up vegetables, string cheese sticks, or a handful of unsalted nuts—to help you avoid impulsive, less healthful snack choices.




Mix up your choices within each food group.



Focus on fruits. Eat a variety of fruits—whether fresh, frozen, canned, or dried—rather than fruit juice for most of your fruit choices. For a 2,000-calorie diet, you will need 2 cups of fruit each day (for example, 1 small banana, 1 large orange, and $\frac{1}{4}$ cup of dried apricots or peaches).




Vary your veggies. Eat more dark green veggies, such as broccoli, kale, and other dark leafy greens; orange veggies, such as carrots, sweetpotatoes, pumpkin, and winter squash; and beans and peas, such as pinto beans, kidney beans, black beans, garbanzo beans, split peas, and lentils.



Get your calcium-rich foods. Get 3 cups of low-fat or fat-free milk—or an equivalent amount of low-fat yogurt and/or low-fat cheese (1½ ounces of cheese equals 1 cup of milk)—every day. For kids aged 2 to 8, it's 2 cups of milk. If you don't or can't consume milk, choose lactose-free milk products and/or calcium-fortified foods and beverages.



Make half your grains whole. Eat at least 3 ounces of whole-grain cereals, breads, crackers, rice, or pasta every day. One ounce is about 1 slice of bread, 1 cup of breakfast cereal, or $\frac{1}{2}$ cup of cooked rice or pasta. Look to see that grains such as wheat, rice, oats, or corn are referred to as “whole” in the list of ingredients.



Go lean with protein. Choose lean meats and poultry. Bake it, broil it, or grill it. And vary your protein choices—with more fish, beans, peas, nuts, and seeds.

Know the limits on fats, salt, and sugars. Read the Nutrition Facts label on foods. Look for foods low in saturated fats and *trans* fats. Choose and prepare foods and beverages with little salt (sodium) and/or added sugars (caloric sweeteners).


Find your balance between food and physical activity.


Becoming a healthier you isn't just about eating healthy—it's also about physical activity. Regular physical activity is important for your overall health and fitness. It also helps you control body weight by balancing the calories you take in as food with the calories you expend each day.

- Be physically active for at least 30 minutes most days of the week.
- Increasing the intensity or the amount of time that you are physically active can have even greater health benefits and may be needed to control body weight. About 60 minutes a day may be needed to prevent weight gain.
- Children and teenagers should be physically active for 60 minutes every day, or most every day.

CONSIDER THIS:

If you eat 100 more food calories a day than you burn, you'll gain about 1 pound in a month. That's about 10 pounds in a year. The bottom line is that to lose weight, it's important to reduce calories and increase physical activity.





Get the most nutrition out of your calories.

There is a right number of calories for you to eat each day. This number depends on your age, activity level, and whether you're trying to gain, maintain, or lose weight.* You could use up the entire amount on a few high-calorie items, but chances are you won't get the full range of vitamins and nutrients your body needs to be healthy.

Choose the most nutritionally rich foods you can from each food group each day—those packed with vitamins, minerals, fiber, and other nutrients but lower in calories. Pick foods like fruits, vegetables, whole grains, and fat-free or low-fat milk and milk products more often.

*** 2,000 calories is the value used as a general reference on the food label. But you can calculate your number at www.healthierus.gov/dietaryguidelines.**

NUTRITION:

To know the facts...

Most packaged foods have a Nutrition Facts label. For a healthier you, use this tool to make smart food choices quickly and easily. Try these tips:

- Keep these low: saturated fats, *trans* fats, cholesterol, and sodium.
- Get enough of these: potassium, fiber, vitamins A and C, calcium, and iron.
- Use the % Daily Value (DV) column when possible: 5% DV or less is low, 20% DV or more is high.

Check servings and calories. Look at the serving size and how many servings you are actually consuming. If you double the servings you eat, you double the calories and nutrients, including the % DVs.

Make your calories count. Look at the calories on the label and compare them with what nutrients you are also getting to decide whether the food is worth eating. When one serving of a single food item has over 400 calories per serving, it is high in calories.

Don't sugarcoat it. Since sugars contribute calories with few, if any, nutrients, look for foods and beverages low in added sugars. Read the ingredient list and make sure that added sugars are not one of the first few ingredients. Some names for added sugars (caloric sweeteners) include sucrose, glucose, high fructose corn syrup, corn syrup, maple syrup, and fructose.

Know your fats. Look for foods low in saturated fats, *trans* fats, and cholesterol to help reduce the risk of heart disease (5% DV or less is low, 20% DV or more is high). Most of the fats you eat should be polyunsaturated and monounsaturated fats. Keep total fat intake between 20% to 35% of calories.

Reduce sodium (salt), increase potassium.

Research shows that eating less than 2,300 milligrams of sodium (about 1 tsp of salt) per day may reduce the risk of high blood pressure. Most of the sodium people eat comes from processed foods, not from the saltshaker. Also look for foods high in potassium, which counteracts some of sodium's effects on blood pressure.

...use the label.

Nutrition Facts

Serving Size 1 cup (228g)
Servings Per Container 2

Amount Per Serving

Calories 250 **Calories from Fat 110**

% Daily Value*

Total Fat 12g	18%
Saturated Fat 3g	15%
Trans Fat 3g	
Cholesterol 30mg	10%
Sodium 470mg	20%
Potassium 700mg	20%
Total Carbohydrate 31g	10%
Dietary Fiber 0g	0%
Sugars 5g	
Protein 5g	

Vitamin A	4%
Vitamin C	2%
Calcium	20%
Iron	4%

* Percent Daily Values are based on a diet of other people's secretaries.
Your Daily Values may be higher or lower depending on your calorie needs.

	Calories:	2,000	2,500
Total Fat	Less than	65g	80g
Sat Fat	Less than	20g	25g
Cholesterol	Less than	300mg	300mg
Sodium	Less than	2,400mg	2,400mg
Total Carbohydrate		300g	375g
Dietary Fiber		25g	30g

Start here

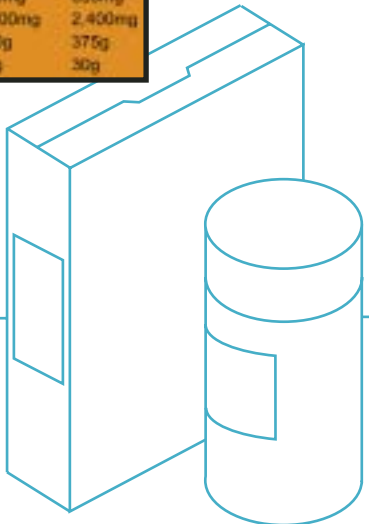
Check calories

Quick guide to % DV
5% or less is low
20% or more is high

Limit these

Get enough of these

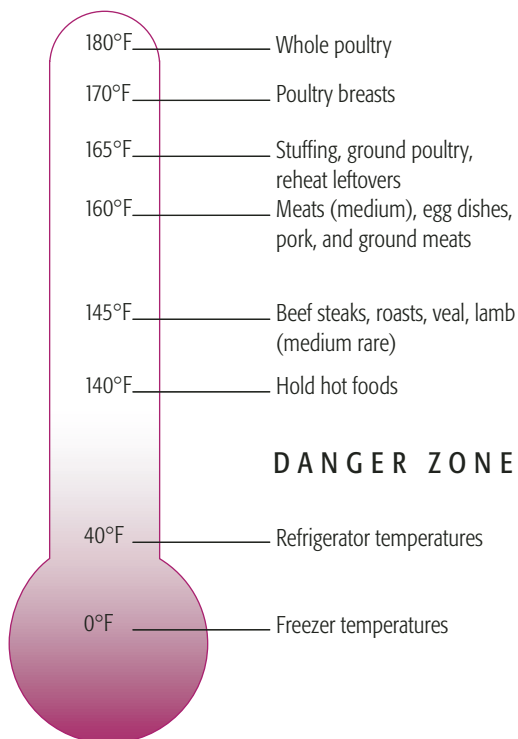
Footnote



Play it safe with food.

Know how to prepare, handle, and store food safely to keep you and your family safe:


- Clean hands, food-contact surfaces, fruits, and vegetables. To avoid spreading bacteria to other foods, meat and poultry should *not* be washed or rinsed.
- Separate raw, cooked, and ready-to-eat foods while shopping, preparing, or storing.
- Cook meat, poultry, and fish to safe internal temperatures to kill microorganisms.
- Chill perishable foods promptly and thaw foods properly.



About alcohol.

If you choose to drink alcohol, do so in moderation. Moderate drinking means up to 1 drink a day for women and up to 2 drinks for men. Twelve ounces of regular beer, 5 ounces of wine, or 1½ ounces of 80-proof distilled spirits count as a drink for purposes of explaining moderation. Remember that alcoholic beverages have calories but are low in nutritional value.

Generally, anything more than moderate drinking can be harmful to your health. And some people, or people in certain situations, shouldn't drink at all. If you have questions or concerns, talk to your doctor or healthcare provider.



These are the basic guidelines for eating a healthy diet and being physically active. For more information about the food groups and nutrition values, or to pick up some new ideas on physical activity, go to www.healthierus.gov/dietaryguidelines.

This booklet, as well as *Dietary Guidelines for Americans, 2005, 6th Edition*, may be viewed and downloaded from the Internet at www.healthierus.gov/dietaryguidelines.

To purchase printed copies of this booklet (Stock Number 001-000-04718-3), call the U.S. Government Printing Office toll-free at (866) 512-1800, or access the GPO Online Bookstore at <http://bookstore.gpo.gov>.

To purchase printed copies of the complete 80-page *Dietary Guidelines for Americans, 2005* (Stock Number 001-000-04719-1), call the U.S. Government Printing Office at (866) 512-1800, or access the GPO Online Bookstore at <http://bookstore.gpo.gov>.

HHS Publication number: HHS-ODPHP-2005-01-DGA-B

USDA Publication number: Home and Garden Bulletin No. 232-CP

The U.S. Departments of Agriculture (USDA) and Health and Human Services (HHS) prohibit discrimination in their programs and activities on the basis of race, color, national origin, sex, religion, age, disability, political beliefs, sexual orientation, or marital or family status. (Not all prohibited bases apply to all programs.) Persons with disabilities who require alternative means for communication of program information (Braille, large print, audiotape, etc.) should contact USDA's TARGET Center at (202) 720-2600 (voice and TDD).

To file a complaint of discrimination, write USDA, Director, Office of Civil Rights, Room 326-W, Whitten Building, 14th and Independence Avenue, SW, Washington, DC 20250-9410 or call (202) 720-5964 (voice and TDD). USDA and HHS are equal opportunity providers and employers.



ISBN 0-16-072399-X



90000